

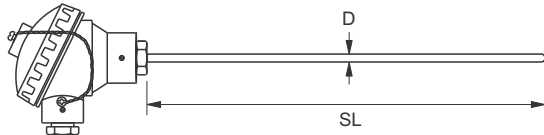
RTD WITH TERMINAL HEAD

- -50 to 250°C range
- Standard Lengths are 100, 150, 200 & 300mm longer assemblies not recommended
- Termination : Aluminium head with threaded cap and chain with single compression cable gland

- Elements are terminated into nickel plated brass terminals mounted on high purity ceramic terminal block
- Different type of terminal heads, dual cable entries, head mounted transmitters & special glands are optional
- Non-bendable sheath

MODEL : RHW200

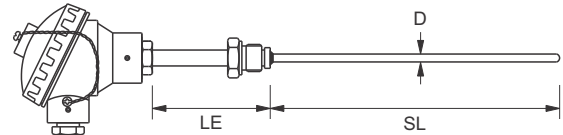
STANDARD



WITHOUT PROCESS CONNECTION

MODEL : RHW201

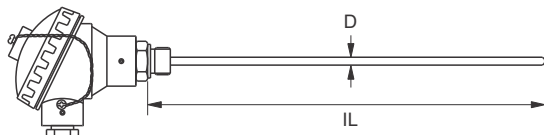
FREE ROTATING



WITH FREE ROTATION FITTING

MODEL : RHW202

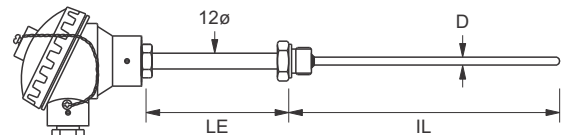
HEX NIPPLE



WITH HEX NIPPLE FIXED BELOW HEAD

MODEL : RHW204

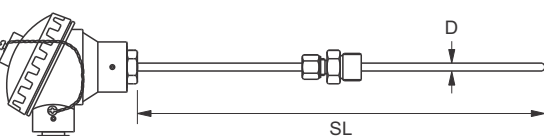
FIXED FITTING



WITH FIXED FITTING AT A DISTANCE

MODEL : RHW206

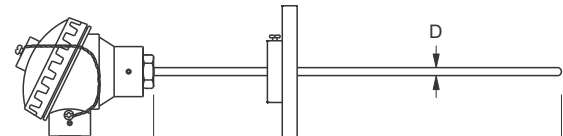
ADJ. FITTING



WITH ADJUSTABLE THREADED FITTING

MODEL : RHW207

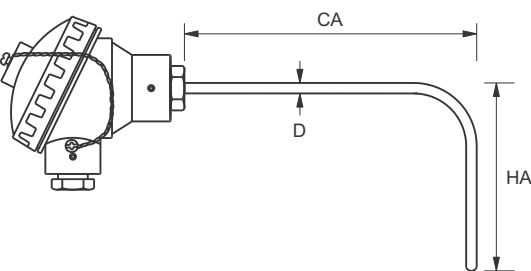
ADJ. FLANGE



WITH ADJUSTABLE FLANGE

MODEL : RHW300

ANGULAR ASSEMBLY



FACTORY BENT ASSEMBLY

OPTIONAL

- Polyamide cable gland
- Head mounted transmitters
- Connecting cables
- Flameproof terminal heads
- ATEX / IECEx certified terminal heads
- CE Certified assemblies

Abbreviations : D - Sheath Dia, IL - Insertion Length, SL - Sheath Length, LE - Lag Extension

All dimensions are in mm, unless otherwise specified.